

WEEK
THREE
MARCH 2021

SMALL GROUP

2 YEAR
-OLDS

TODAY'S SUGGESTED SCHEDULE

TODAY'S BIBLE STORY

When you love like Jesus,
you can love everyone.

LOVE ONE ANOTHER
JOHN 13:34-35

MEMORY VERSE

"Love each other as
I have loved you."

JOHN 15:12, NIV

KEY QUESTION

Who can love like Jesus?

BOTTOM LINE

I can love like Jesus.

BASIC TRUTH

Jesus wants to be
my friend forever.

PRELUDE: Setting the tone for the experience

See the **Getting Ready** pages at the end of this document for a detailed description of what you'll need for today.

In the **Prelude** folder of your curriculum, you'll find a variety of other resources to help you prepare.

SMALL GROUP

15
MIN

SOCIAL: Providing time for fun interaction

Offer one or more of these activities as preschoolers arrive.

All the People
Let's Match
Sensory Bin

LARGE GROUP

20
MIN

WORSHIP: Inviting people to respond to God

STORY: Communicating God's truth in engaging ways

"Love Like Jesus"

Bible Story
Prayer

SMALL GROUP

25
MIN

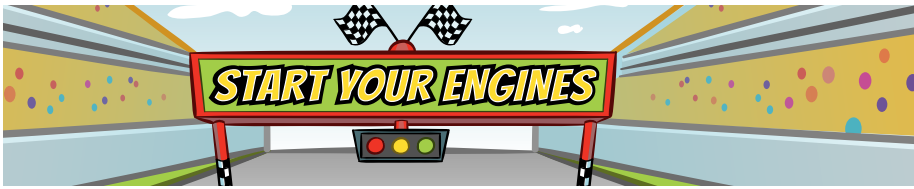
GROUPS: Creating a safe place to connect

Offer as many of these activities as your time, facilities, resources, and leadership allow.

Steering Wheel
I Can Love
Tunnel
Love One Another Frame

HOME: Prompting action beyond the experience

Going Home
Parent Cue Card (*print or email*)
Parent Cue App



WEEK
THREE
MARCH 2021

SMALL GROUP

2 YEAR
-OLDS

PRELUDE

SOCIAL

WORSHIP

STORY

GROUPS

HOME

PROVIDING TIME FOR FUN INTERACTION
15 MINUTES

MADE TO MOVE

an activity that uses a preschooler's natural desire to move to help them learn



1. ALL THE PEOPLE

WHAT YOU NEED: "People" Activity Pages; copy paper; scissors; tape; empty cereal boxes, empty Pringles® cans, or empty two-liter bottles; and wagon, play grocery cart, or doll stroller

WHAT YOU DO:

BEFORE THE ACTIVITY: Copy "People" on paper and cut on the dotted lines, one "person" per child. (*You might have duplicates.*) Use the tape to attach a cutout to a box, can, or bottle. These are your "people." Place the people all around the activity area in plain sight.

DURING THE ACTIVITY: Invite the children to work together and use the wagon to go around the room and collect all of the people.

WHAT YOU SAY:

BEFORE THE ACTIVITY: "I see people EVERYWHERE!"

DURING THE ACTIVITY: "Let's work together and use our wagon to pick up all of the people. Be sure to get everyone! We don't want to leave anyone out!" (*Do activity.*)

AFTER THE ACTIVITY: "Great job! You got EVERYONE! Today, we'll hear a Bible story about how Jesus wants us to love EVERYONE!"

TRANSITION: Move to Worship and Story by saying hello to EVERYONE you see as you walk to the story area.

TODAY'S BIBLE STORY

When you love like Jesus,
you can love everyone.

LOVE ONE ANOTHER
JOHN 13:34-35

MEMORY VERSE

"Love each other as
I have loved you."

JOHN 15:12, NIV

KEY QUESTION

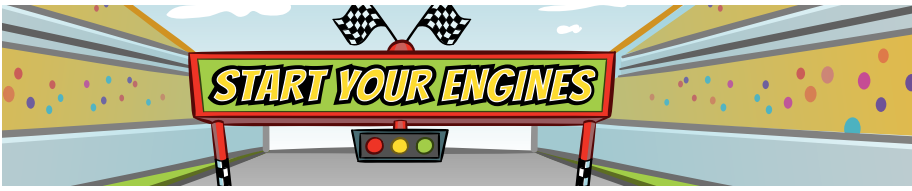
Who can love like Jesus?

BOTTOM LINE

I can love like Jesus.

BASIC TRUTH

Jesus wants to be
my friend forever.



WEEK
THREE
MARCH 2021

SMALL GROUP

2 YEAR
-OLDS

PRELUDE

SOCIAL

WORSHIP

STORY

GROUPS

HOME

PROVIDING TIME FOR FUN INTERACTION
15 MINUTES

MADE TO PLAY

an activity that encourages preschoolers to follow guidelines while having fun and learning new concepts



2. LET'S MATCH

WHAT YOU NEED: "Match" Activity Page and cardstock

WHAT YOU DO:

BEFORE THE ACTIVITY: Copy "Match" on cardstock, one set per small group.

DURING THE ACTIVITY: Have the children sit with you and lay the pictures out where the children can see them. Ask the children to look at the pictures. Encourage them to look for a picture that shows helping, sharing, kind words, or love. Remove the picture once it has been found and continue with the next picture, saving the hug (love) for last.

AFTER THE ACTIVITY: Place the pictures back on the floor and go over them again with the children.

WHAT YOU SAY:

BEFORE THE ACTIVITY: "Hello, friends! Come sit with me. Look at all these pictures. (*Point.*) I will give you clues about a picture, and you will show me which one you think I'm talking about. Are you ready?" (*Pause.*)

DURING THE ACTIVITY: "First, let's look for the picture that shows a helper! Do you see someone helping in one of our pictures? (*Pause.*) Yes! There is a helper picking up toys! (*Remove picking up toys picture.*) Now, let's look for a picture that shows people sharing. (*Pause.*) You got it! They are sharing dolls. You are so good at this! (*Remove doll sharing picture.*) Can you find a picture that shows someone using kind words? (*Pause.*) Yes! This little girl is being kind with her words. (*Remove little girl picture.*) Last one. Can you show me the picture that shows to love everyone? (*Pause.*) Perfect! The hug shows love!"

AFTER THE ACTIVITY: (*Replace all pictures.*) "Jesus teaches us how to love one another. He teaches us to help each other (*point to picture*), share (*point to picture*), use kind words (*point to picture*), and love EVERYONE! (*Point to picture.*) Today in our Bible story, we will hear how Jesus wants us to always love everyone, no matter what!"

TRANSITION: Move to Worship and Story by chanting Bottom Line as you move to the story area.

TODAY'S BIBLE STORY

When you love like Jesus,
you can love everyone.

LOVE ONE ANOTHER
JOHN 13:34-35

MEMORY VERSE

"Love each other as
I have loved you."

JOHN 15:12, NIV

KEY QUESTION

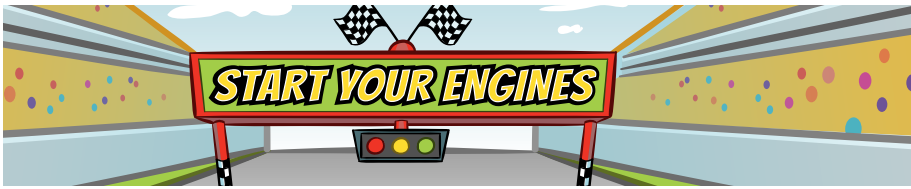
Who can love like Jesus?

BOTTOM LINE

I can love like Jesus.

BASIC TRUTH

Jesus wants to be
my friend forever.



WEEK
THREE
MARCH 2021

SMALL GROUP

2 YEAR
-OLDS

PRELUDE

SOCIAL

WORSHIP

STORY

GROUPS

HOME

PROVIDING TIME FOR FUN INTERACTION
15 MINUTES

MADE TO EXPLORE

an activity that channels a preschooler's innate curiosity into a discussion of the week's crucial concepts



3. SENSORY BIN

WHAT YOU NEED: Ten toy cars, heart stickers, shredded paper, and a medium-sized tub

WHAT YOU DO:

BEFORE THE ACTIVITY: Fill the tub with the shredded paper. Place heart stickers on five of the toy cars. Hide all of the cars in the shredded paper.

DURING THE ACTIVITY: Encourage the children to stick their hands in the tub and try to find a car with a sticker on it. Repeat the activity until all of the cars have been found.

WHAT YOU SAY:

BEFORE THE ACTIVITY: "Let's feel inside the bin and see what we can find!"
(*Point to the bin.*)

DURING THE ACTIVITY: "There are special stickers on some of the items in the bin. Let's see what they are!" (*Continue and finish activity.*)

AFTER THE ACTIVITY: "Nice work! You found cars with heart stickers on them. Hearts mean LOVE! Today, our Bible story is about how Jesus can teach us to love one another!"

TRANSITION: Move to Worship and Story by making a heart with your hands as you walk to the story area.

TODAY'S BIBLE STORY

When you love like Jesus,
you can love everyone.

LOVE ONE ANOTHER
JOHN 13:34-35

MEMORY VERSE

"Love each other as
I have loved you."

JOHN 15:12, NIV

KEY QUESTION

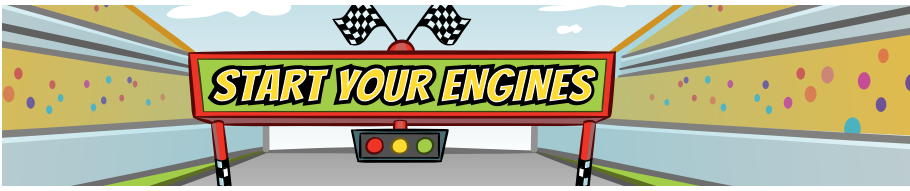
Who can love like Jesus?

BOTTOM LINE

I can love like Jesus.

BASIC TRUTH

Jesus wants to be
my friend forever.



WEEK
THREE
MARCH 2021

SMALL GROUP

2 YEAR
-OLDS

PRELUDE

SOCIAL

WORSHIP

STORY

GROUPS

HOME

CREATING A SAFE PLACE TO CONNECT
25 MINUTES

MADE TO MOVE

an activity that uses a preschooler's natural desire to move to help them learn



1. STEERING WHEEL

[HEAR FROM GOD | MEMORY VERSE REVIEW]

WHAT YOU NEED: "Love One Another Wheel" Activity Page; Avery® #5160 labels or equivalent; paper plates; dot markers or crayons; and a pen; Optional scissors

WHAT YOU DO:

BEFORE THE ACTIVITY: Copy "Love One Another Wheel" on label paper, one per child. Optional: Cut holes out of the inside of each plate to look more like a steering wheel.

DURING THE ACTIVITY: Encourage children to decorate their steering wheel and add the label. Drive around the room saying the memory verse.

AFTER THE ACTIVITY: Talk about how we can love everyone when we love like Jesus.

WHAT YOU SAY:

BEFORE THE ACTIVITY: "Hello friends, today we are going to make a steering wheel

DURING THE ACTIVITY: "Let's decorate your steering wheel with the [crayons or dot markers]. (Pause.) Nice job! Add the label to it. It has our memory verse on it. Let's say it together. 'Love each other as I have loved you,' John 15:12. Follow me. Let's drive over here and say our memory verse. (Use over the top motions driving around the room.) 'Love each other as I have loved you,' John 15:12. Drive over here. (Repeat as long as desired.) Park your car where you are."

AFTER THE ACTIVITY: "Our verse says, 'Love each other as I have loved you.' When we love like Jesus, we can love everyone just like our verse says. **Who can love like Jesus? I can love like Jesus.**"

TODAY'S BIBLE STORY

When you love like Jesus, you can love everyone.

LOVE ONE ANOTHER
JOHN 13:34-35

MEMORY VERSE

"Love each other as I have loved you."

JOHN 15:12, NIV

KEY QUESTION

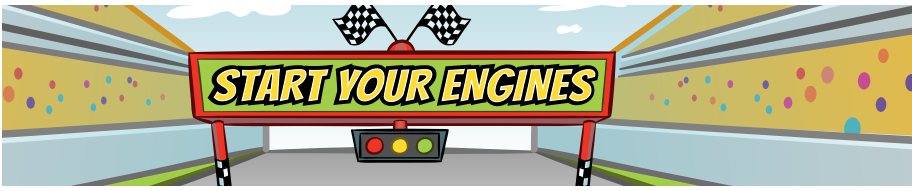
Who can love like Jesus?

BOTTOM LINE

I can love like Jesus.

BASIC TRUTH

Jesus wants to be my friend forever.



WEEK
THREE
MARCH 2021

SMALL GROUP

2 YEAR
-OLDS

PRELUDE

SOCIAL

WORSHIP

STORY

GROUPS

HOME

CREATING A SAFE PLACE TO CONNECT
25 MINUTES

MADE TO CREATE

an activity that allows preschoolers to review the Bible story, bottom line, or memory verse by creating a craft to take home



2. I CAN LOVE

[TALK ABOUT GOD | BIBLE STORY REVIEW]

WHAT YOU NEED: "My Heart" Activity Page, cardstock, scissors, crayons, and a marker

WHAT YOU DO:

BEFORE THE ACTIVITY: Copy "My Heart" on cardstock and cut out, one heart per child.

DURING THE ACTIVITY: Give each child a heart to color. As the children color, go to each child and write their name on the line inside their heart. After everyone finishes coloring their heart, gather the children around while they hold their heart. Call each child to stand up and lead the children in saying, "[Child's name] can love like Jesus" while they hold their heart.

AFTER THE ACTIVITY: Talk about how Jesus loves everyone and everyone can love like Jesus.

WHAT YOU SAY:

BEFORE THE ACTIVITY: "I need all of my friends to come sit with me!"

DURING THE ACTIVITY: "I have something special for you to color. This is a heart! In today's Bible story, we heard about how Jesus loves everyone. That means we can love everyone, too! (*While the children color, go to each child and write their name as you say, '[Child's name] can love like Jesus.'*)

"Your hearts look wonderful! When I call your name, come stand beside me so everyone can see your heart. (*Call a child to stand with their heart.*) This is [child's name], and [child's name] can love like Jesus! Yay! [Child's name] can love like Jesus!" (*Repeat with each child.*)

AFTER THE ACTIVITY: "Jesus loves (*name each child*) because Jesus loves everyone. And we can love everyone because we can love like Jesus! **Who can love like Jesus? I can love like Jesus! Yay! I can love like Jesus!**"

TODAY'S BIBLE STORY

When you love like Jesus,
you can love everyone.

LOVE ONE ANOTHER
JOHN 13:34-35

MEMORY VERSE

"Love each other as
I have loved you."

JOHN 15:12, NIV

KEY QUESTION

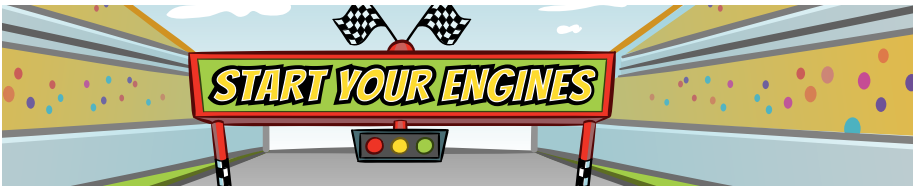
Who can love like Jesus?

BOTTOM LINE

I can love like Jesus.

BASIC TRUTH

Jesus wants to be
my friend forever.



WEEK
THREE
MARCH 2021

SMALL GROUP
2 YEAR-OLDS

PRELUDE SOCIAL WORSHIP STORY **GROUPS** HOME

CREATING A SAFE PLACE TO CONNECT
25 MINUTES

MADE TO MOVE

an activity that uses a preschooler's natural desire to move to help them learn



3. TUNNEL

[LIVE FOR GOD | APPLICATION ACTIVITY]

WHAT YOU NEED: Preschool tunnel

WHAT YOU DO:

BEFORE THE ACTIVITY: Place the tunnel in the activity area.

TODAY'S BIBLE STORY

When you love like Jesus, you can love everyone.

LOVE ONE ANOTHER
JOHN 13:34-35

DURING THE ACTIVITY: Allow a child to crawl through the tunnel. When they reach the end of the tunnel say, "Love like Jesus." Then allow another child to crawl through the tunnel and repeat. Continue until all of the children have crawled through the tunnel.

WHAT YOU SAY:

BEFORE THE ACTIVITY: "Yay! A tunnel!"

DURING THE ACTIVITY: "We are going to crawl through the tunnel. When you get to the end, I will tell you a special message! Are you ready?" (Pause and do activity.)

AFTER THE ACTIVITY: "That was so much fun, and what a wonderful message! We can all love like Jesus! **Who can love like Jesus? I can love like Jesus!**"

MEMORY VERSE

"Love each other as I have loved you."

JOHN 15:12, NIV

KEY QUESTION

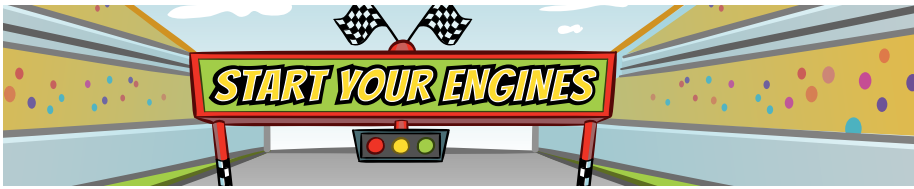
Who can love like Jesus?

BOTTOM LINE

I can love like Jesus.

BASIC TRUTH

Jesus wants to be my friend forever.



WEEK
THREE
MARCH 2021

SMALL GROUP

2 YEAR
-OLDS

PRELUDE

SOCIAL

WORSHIP

STORY

GROUPS

HOME

CREATING A SAFE PLACE TO CONNECT
25 MINUTES

MADE TO CREATE

an activity that allows preschoolers to review the Bible story, bottom line, or memory verse by creating a craft to take home



4. LOVE ONE ANOTHER FRAME

[LIVE FOR GOD | APPLICATION ACTIVITY]

WHAT YOU NEED: "Love Frame" Activity Page; cardstock; dot markers or crayons; scissors; camera; photo paper; access to printer; double sided tape; and a permanent marker

WHAT YOU DO:

BEFORE THE ACTIVITY: Copy "Love Frame" on cardstock, one per child. Take a picture of each child prior to the activity and print it out.

NOTE: If you don't have a picture of each child, that's okay. Parents can add the picture at home.

DURING THE ACTIVITY: Encourage children to decorate their frame then help add their picture to the frame. Write child's name in the blank area at the top.

AFTER THE ACTIVITY: Read what the frame says and talk about how each child can love like Jesus.

WHAT YOU SAY:

BEFORE THE ACTIVITY: "Hello, friends! Today, we heard a story about how Jesus showed His love for His friends. Can you show love like Jesus? (Pause.) Yes, yes you can!"

DURING THE ACTIVITY: "We will decorate this frame so you can add your picture to it. Use the [crayons or dot markers] to make it super special. (Pause.) Fantastic! Now, put your picture right in the middle of your paper. (Pause.) Great! Your frame says, '[Child's name] can love like Jesus.'" (Repeat with each child.)

AFTER THE ACTIVITY: "We can love like Jesus by helping our friends, by sharing, and by saying kind words. **Who can love like Jesus? I can love like Jesus.**"

TODAY'S BIBLE STORY

When you love like Jesus,
you can love everyone.

LOVE ONE ANOTHER
JOHN 13:34-35

MEMORY VERSE

"Love each other as
I have loved you."

JOHN 15:12, NIV

KEY QUESTION

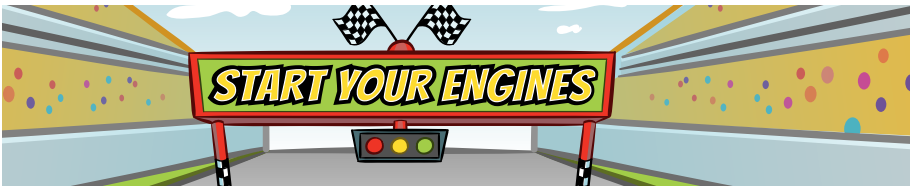
Who can love like Jesus?

BOTTOM LINE

I can love like Jesus.

BASIC TRUTH

Jesus wants to be
my friend forever.



WEEK
THREE
MARCH 2021

SMALL GROUP

2 YEAR
-OLDS

PRELUDE

SOCIAL

WORSHIP

STORY

GROUPS

HOME

GETTING READY

HERE'S EVERYTHING YOU NEED TO KNOW TO GET READY FOR THIS WEEK

SOCIAL: PROVIDING TIME FOR FUN INTERACTION (15 MINUTES)

Activities that encourage preschoolers to enter the classroom and begin engaging with peers and Small Group Leaders by providing age appropriate and hands on fun while introducing new concepts they will hear in the day's Bible story.

Prepare to offer one or more of the following activities as your 2-year-olds arrive. Let one or two teachers lead small groups of children in activities throughout the room while another teacher greets parents and children at the door. At this age not all children will participate, but most will want to be part of the fun.

1. ALL THE PEOPLE

Made to Move: An activity that uses a preschooler's natural desire to move to help them learn

WHAT YOU NEED:

- "People" Activity Page
- Copy paper
- Scissors
- Tape
- Empty two-liter bottles, empty cereal boxes, or empty Pringles® cans
- Wagon, shopping cart, or baby stroller

WHAT YOU DO:

- Copy "People" on paper and cut out, at least one "person" per child. (If you have more than six children then duplicates are okay.)
- Tape each "person" to a bottle, box, or can.

2. LET'S MATCH

Made to Play: An activity that encourages preschoolers to follow guidelines while having fun and learning new concepts

WHAT YOU NEED:

- "Match" Activity Page
- Cardstock

WHAT YOU DO:

- Copy "Match" on cardstock, one set per small group.

3. SENSORY BIN

Made to Explore: An activity that channels a preschooler's innate curiosity into a discussion of the week's crucial

WHAT YOU NEED:

- Shredded paper
- Medium-sized tub
- Ten toy cars
- Five heart stickers

WHAT YOU DO:

- Place paper in tub.
- Place heart stickers on five of the toy cars.
- Hide all of the cars in the shredded paper.

GROUPS: CREATING A SAFE PLACE TO CONNECT (25 MINUTES)

Create a safe place to connect through activities that are written to reach every learning style while reinforcing the Bottom Line that was introduced during the Bible Story and applying it to real life experiences. In addition, these activities provide preschoolers with an opportunity to build relationships with their Small Group Leader.

Prepare to offer one or more of the following activities after the Bible Story. Let one or two teachers lead small groups of children in activities throughout the room. At this age, not all children will participate, but most will want to be part of the fun.

1. STEERING WHEEL

[HEAR FROM GOD | MEMORY VERSE REVIEW]

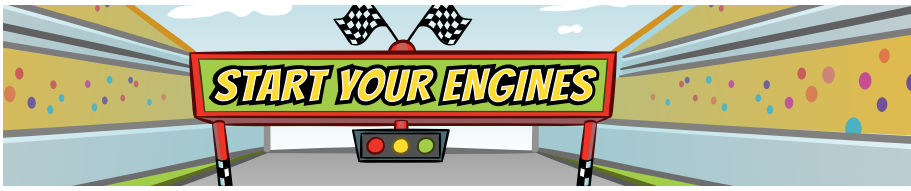
Made to Move: An activity that uses a preschooler's natural desire to move to help them learn

WHAT YOU NEED:

- "Love Each Other Wheel" Activity Page
- Avery® #5160 labels or equivalent
- Paper plates, one per child
- Dote markers or crayons
- Pen
- Optional scissors

WHAT YOU DO:

- Copy "Love Each Other Wheel" Activity Page on label paper, one per child.



WEEK
THREE
MARCH 2021

SMALL GROUP

2 YEAR
-OLDS

PRELUDE

SOCIAL

WORSHIP

STORY

GROUPS

HOME

GETTING READY

HERE'S EVERYTHING YOU NEED TO KNOW TO GET READY FOR THIS WEEK

- *Optional: Cut holes in paper plates to look like a steering wheel, one per child.*

2. I CAN LOVE

[TALK ABOUT GOD | BIBLE STORY REVIEW]

Made to Explore: An activity that channels a preschooler's innate curiosity into a discussion of the week's crucial concepts

WHAT YOU NEED:

- "My Heart" Activity Page
- Cardstock
- Scissors
- Crayons
- Marker

WHAT YOU DO:

- Copy "My Heart" on cardstock and cut out, one heart per child.

3. TUNNEL

[LIVE FOR GOD | APPLICATION ACTIVITY]

Made to Move: An activity that uses a preschooler's natural desire to move to help them learn

WHAT YOU NEED:

- Preschool tunnel

4. LOVE ONE ANOTHER FRAME

[LIVE FOR GOD | APPLICATION ACTIVITY]

Made to Create: An activity that allows preschoolers to review the Bible story, bottom line, or memory verse by creating a craft

WHAT YOU NEED:

- "Love Frame" Activity Page
- Cardstock
- Dot markers or crayons
- Scissors
- Camera
- Photo paper
- Printer
- Double-sided tape
- Permanent marker

NOTE: If you are unable to take pictures of the children, parents can always add a picture later.

WHAT YOU DO:

- Copy "Love Frame" Activity Page onto cardstock and cut out, one per child.
- Take a picture of each child prior to the activity and print it.

HOME: PROMPTING ACTION BEYOND THE EXPERIENCE

- Make copies on cardstock or email this week's Parent Cue card.
- Copy "Going Home" and hang on the door where Small Group Leaders can reference and remind parents of the Bottom Line and Memory Verse as parents pick up their children.
- Tell parents about our additional family resource, the **Parent Cue app**.

FIRST LOOK PINTEREST PAGE

- Visit our Pinterest page to see craft samples and suggested supplies. <https://bit.ly/FirstLookPinterest>