

WEEK
THREE
MARCH 2021

SMALL GROUP
3-5 YEAR
-OLDS

TODAY'S SUGGESTED SCHEDULE

TODAY'S BIBLE STORY

When you love like Jesus,
you can love everyone.

LOVE ONE ANOTHER
JOHN 13:34-35

MEMORY VERSE

"Love each other as
I have loved you."

JOHN 15:12, NIV

KEY QUESTION

Who can love like Jesus?

BOTTOM LINE

I can love like Jesus.

BASIC TRUTH

Jesus wants to be
my friend forever.

PRELUDE: Setting the tone for the experience

See the **Getting Ready** pages at the end of this document for a detailed description of what you'll need for today.

In the **Prelude** folder of your curriculum, you'll find a variety of other resources to help you prepare.

SMALL GROUP

15
MIN

SOCIAL: Providing time for fun interaction

Offer one or more of these activities as preschoolers arrive.

All
Red, Yellow, and Green
Which ONE Wins?

LARGE GROUP

20
MIN

WORSHIP: Inviting people to respond to God

STORY: Communicating God's truth in engaging ways

"Love Like Jesus" and "He Is Amazing"
Bible Story
Prayer

SMALL GROUP

25
MIN

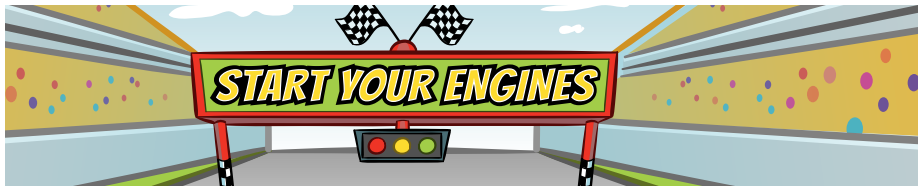
GROUPS: Creating a safe place to connect

Offer as many of these activities as your time, facilities, resources, and leadership allow.

Stop
Race Around the World
Love Like Jesus Brainstorming
Four Corners
#1 Foam Finger
Journal and Prayer

HOME: Prompting action beyond the experience

Going Home
Parent Cue Card (*print or email*)
Parent Cue App



WEEK
THREE
MARCH 2021

SMALL GROUP
3-5 YEAR
-OLDS

PRELUDE

SOCIAL

WORSHIP

STORY

GROUPS

HOME

PROVIDING TIME FOR FUN INTERACTION
15 MINUTES

MADE TO MOVE

an activity that uses a preschooler's natural desire to move to help them learn



1. ALL

WHAT YOU NEED: Basket, bean bags, and a kitchen timer

WHAT YOU DO:

BEFORE THE ACTIVITY: Place the basket in the center of the activity area. Toss the bean bags all around the activity area.

DURING THE ACTIVITY: Set the timer to one minute and ask the children to run and collect the bean bags and place them in the basket. Repeat the activity several times, decreasing the time on the timer each time.

WHAT YOU SAY:

BEFORE THE ACTIVITY: "Hey, friends! Do you see all of the bean bags around the room? They all belong in this basket." (*Point.*)

DURING THE ACTIVITY: "Let's see how fast we can get ALL of the bean bags in the basket. We have to be careful and get them ALL! We don't want to leave any behind." (*Do activity.*)

AFTER THE ACTIVITY: "Great job, friends. You did that so fast, and you got ALL of the bean bags! Today in our Bible story, we'll hear how Jesus loves us ALL and never wants to leave anyone behind."

TRANSITION: Move to Worship and Story by chanting this month's Bottom Line as you walk to the story area.

TODAY'S BIBLE STORY

When you love like Jesus, you can love everyone.

LOVE ONE ANOTHER
JOHN 13:34-35

MEMORY VERSE

"Love each other as I have loved you."

JOHN 15:12, NIV

KEY QUESTION

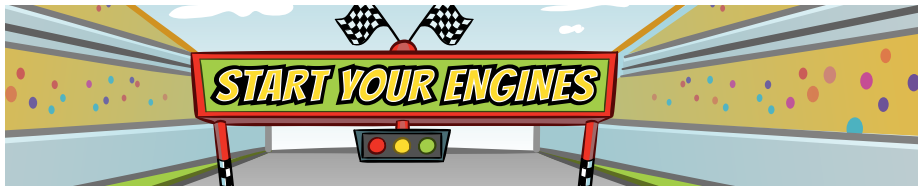
Who can love like Jesus?

BOTTOM LINE

I can love like Jesus.

BASIC TRUTH

Jesus wants to be my friend forever.



WEEK
THREE
MARCH 2021

SMALL GROUP
3-5 YEAR
-OLDS

PRELUDE

SOCIAL

WORSHIP

STORY

GROUPS

HOME

PROVIDING TIME FOR FUN INTERACTION
15 MINUTES

MADE TO PLAY

an activity that encourages preschoolers to follow guidelines while having fun and learning new concepts



2. RED, YELLOW, AND GREEN

WHAT YOU NEED: Paint chip cards in reds, yellows, and greens; spring-loaded clothespins; glue sticks; and scissors

WHAT YOU DO:

BEFORE THE ACTIVITY: Determine how many sets of each color card you will make. Cut small strips, the width of the clothespins, of each color and glue them to the

clothespins. Each color should have its own clothespin with that color glued on it.

DURING THE ACTIVITY: Encourage children to match the clothespin color to the color card. Talk about the colors: red, green, and yellow. Where do they see these colors together?

AFTER THE ACTIVITY: Talk about how we will hear how we can love others like Jesus.

WHAT YOU SAY:

BEFORE THE ACTIVITY: "Come look. I have lots of color clips that need to be matched to their cards. Can you help me?"

DURING THE ACTIVITY: "What colors do you see? (Pause.) Red, yellow, and green! The clothespins have colors that match the cards, try to match them by clipping them to the right color. (Pause.) Great job! Red, yellow, and green are the colors on a stoplight. What does the color yellow mean? (Pause.) To slow down, that's right! What about the color red? (Pause.) Yes! To stop! So, what does the color green mean? (Pause.) Green means go! Awesome job, friends! We can go and love others like Jesus."

AFTER THE ACTIVITY: "Today, we'll hear a story about the different ways Jesus taught us to love others."

TRANSITION: Move to Worship and Story by children starting their engines and racing when leader says, "Green means go!"

TODAY'S BIBLE STORY

When you love like Jesus,
you can love everyone.

LOVE ONE ANOTHER
JOHN 13:34-35

MEMORY VERSE

"Love each other as
I have loved you."

JOHN 15:12, NIV

KEY QUESTION

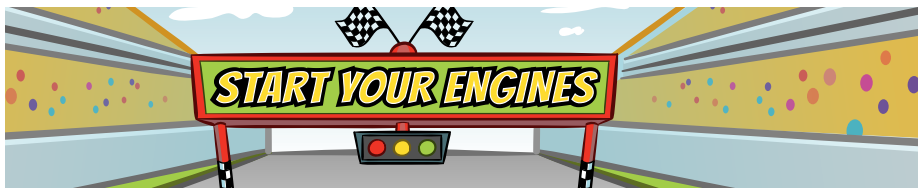
Who can love like Jesus?

BOTTOM LINE

I can love like Jesus.

BASIC TRUTH

Jesus wants to be
my friend forever.



WEEK
THREE
MARCH 2021

SMALL GROUP
3-5 YEAR
-OLDS

PRELUDE SOCIAL WORSHIP STORY GROUPS HOME

PROVIDING TIME FOR FUN INTERACTION
15 MINUTES

MADE TO IMAGINE

an activity that lets preschoolers pretend, imagine, and role play to enhance their learning



3. WHICH ONE WINS?

WHAT YOU NEED: Matchbox cars, poster board, heart stickers in various colors, permanent marker, and empty wrapping paper tube

WHAT YOU DO:

BEFORE THE ACTIVITY: Draw a vertical line down the center of the poster board. Place the different colored heart

stickers along the line, about an inch or two apart to create a sort of measuring line.

DURING THE ACTIVITY: Set the poster board on the floor of your activity area. Pass out the matchbox cars and line up the children. Place one end of the wrapping paper tube against the edge of the poster board at an angle to create a "ramp" for the cars. One at a time, let the children drop their cars into the tube to roll out the other end onto the poster board. Use the dialogue below as the children take turns. For each round, make sure to note which car traveled the farthest, fastest, etc.

AFTER THE ACTIVITY: Gather all the cars, the wrapping paper tube, and the poster board and set aside for clean-up.

WHAT YOU SAY:

BEFORE THE ACTIVITY: "Friends, gather over here with me! Everyone needs a car. We're going to find out which of these cars can travel the farthest. Do you see these hearts along the line? I see . . . *(name the colors as you point to them)*. When it's your turn, you will place your car in the tube like this and let it go to see where it lands on the poster board. *(Demonstrate.)*"

DURING THE ACTIVITY: "Which ONE will go the farthest? Which ONE will win? Let's find out!"

"Oh look, it was the *(describe the winning car)*! It went farther than any other car. Let's try again and see which one is the fastest!"

AFTER THE ACTIVITY: "In this fun experiment, we found out which car, which ONE, went the farthest and the fastest. In our Bible story today, we'll hear about the number ONE thing Jesus says we should do. Let's go!"

TRANSITION: Move to Worship and Story by pretending to be super-fast race cars as you speed off to Large Group.

TODAY'S BIBLE STORY

When you love like Jesus, you can love everyone.

LOVE ONE ANOTHER
JOHN 13:34-35

MEMORY VERSE

"Love each other as I have loved you."

JOHN 15:12, NIV

KEY QUESTION

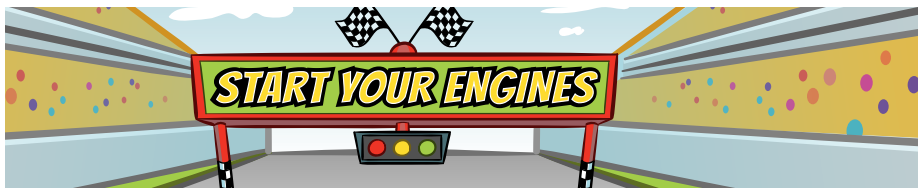
Who can love like Jesus?

BOTTOM LINE

I can love like Jesus.

BASIC TRUTH

Jesus wants to be my friend forever.



WEEK
THREE
MARCH 2021

SMALL GROUP
3-5 YEAR
-OLDS

PRELUDE

SOCIAL

WORSHIP

STORY

GROUPS

HOME

CREATING A SAFE PLACE TO CONNECT
25 MINUTES

MADE TO MOVE

an activity that uses a preschooler's natural desire to move to help them learn



1. STOP

[HEAR FROM GOD | MEMORY VERSE REVIEW]

WHAT YOU NEED: "Stop" Activity Page, cardstock, scissors, and floor tape

WHAT YOU DO:

BEFORE THE ACTIVITY: Copy "Stop" on cardstock and cut on the dotted lines, one sign per small group. Tape a road on the floor in your activity area. The road should have curves and turns. Be creative! Tape the "Stop" cutout anywhere in the road that you want.

DURING THE ACTIVITY: Challenge the children to "start their engines" and pretend to drive along the road. When they come to the stop sign, instruct them to stop and say the memory verse. Repeat several times, moving the stop sign each time.

WHAT YOU SAY:

BEFORE THE ACTIVITY: "Start your engines!"

DURING THE ACTIVITY: "We're going to drive down this road. (*Point.*) Be sure to make car sounds as you drive. There is a stop sign on the road. (*Point.*) Be sure to stop when you get to it! (*Do activity.*) You made it to the stop sign! Good job of stopping. Let's say our memory verse together! (*Continue activity.*) Awesome! Keep driving." (*Finish activity.*)

AFTER THE ACTIVITY: "Our memory verse tells us that Jesus loves us and we can love others like Jesus! **Who can love like Jesus? I can love like Jesus!**"

TODAY'S BIBLE STORY

When you love like Jesus,
you can love everyone.

LOVE ONE ANOTHER
JOHN 13:34-35

MEMORY VERSE

"Love each other as
I have loved you."

JOHN 15:12, NIV

KEY QUESTION

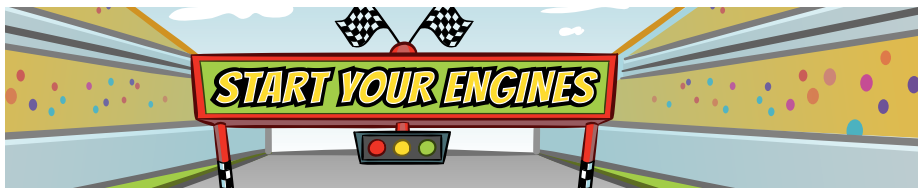
Who can love like Jesus?

BOTTOM LINE

I can love like Jesus.

BASIC TRUTH

Jesus wants to be
my friend forever.



WEEK
THREE
MARCH 2021

SMALL GROUP
3-5 YEAR
-OLDS

PRELUDE

SOCIAL

WORSHIP

STORY

GROUPS

HOME

CREATING A SAFE PLACE TO CONNECT
25 MINUTES

MADE TO PLAY

an activity that encourages preschoolers to follow guidelines while having fun and learning new concepts



2. RACE AROUND THE WORLD

[TALK ABOUT GOD | BIBLE STORY REVIEW]

WHAT YOU NEED: Globe that spins

WHAT YOU DO:

DURING THE ACTIVITY: Each child will get a turn spinning the globe. The child can be the one who says, "Stop" and you put a finger on the globe to stop it, or you can say, "Stop," and the child puts their finger on the globe to stop it. When the globe stops, read the place (*country*) that the finger is on.

AFTER THE ACTIVITY: Talk about how Jesus loves everyone in the whole, wide world and when we love like Jesus, we can love everyone.

WHAT YOU SAY:

BEFORE THE ACTIVITY: "Hi, friends! I'm so glad everyone is here today. We'll play a game with this. (*Hold up or point to the globe.*) This is a globe of the world. Watch this. (*Spin the globe.*) It spins! We'll use it to play a game."

DURING THE ACTIVITY: "In our Bible story today, we learned that Jesus loves everyone. Jesus wants to help everyone, share with everyone, and say kind words to everyone. And when we love like Jesus, we can love everyone by helping, sharing, and saying kind words, too!

"Okay, who's ready to race around the world? When I call your name, I want you to spin the globe like this. (*Demonstrate.*) When you say, 'STOP,' I'll put my finger on the globe to stop it. Then we can see where we landed. [Child's name], you're first. Give the world a spin! (*Globe spins until child or you say, 'Stop.'*)

"We landed on [country's name]. Jesus loves everyone in [country's name], and we can, too. We can help, share, and say kind words to them. Now it's [next child's name]'s turn. Give the world a spin!" (*After the globe, stops continue saying the same words inserting the different countries' names. Continue playing as long as the children are interested and time allows. Make sure every child who wants a turn gets one.*)

AFTER THE ACTIVITY: "Jesus loves everyone, and we can love everyone, just like Jesus. **Who can love like Jesus? I can love like Jesus.** We sure can! We can help, share, and say kind words to everyone in the whole, wide world!"

TODAY'S BIBLE STORY

When you love like Jesus,
you can love everyone.

LOVE ONE ANOTHER
JOHN 13:34-35

MEMORY VERSE

"Love each other as
I have loved you."

JOHN 15:12, NIV

KEY QUESTION

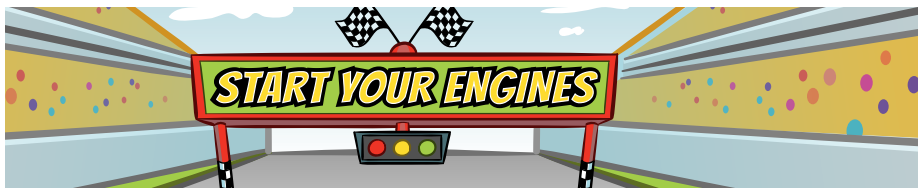
Who can love like Jesus?

BOTTOM LINE

I can love like Jesus.

BASIC TRUTH

Jesus wants to be
my friend forever.



WEEK
THREE
MARCH 2021

SMALL GROUP
3-5 YEAR
-OLDS

PRELUDE

SOCIAL

WORSHIP

STORY

GROUPS

HOME

CREATING A SAFE PLACE TO CONNECT
25 MINUTES

MADE TO THINK

an advanced activity specifically
designed for older preschoolers



3. LOVE LIKE JESUS BRAINSTORMING

[LIVE FOR GOD | APPLICATION ACTIVITY]

WHAT YOU NEED: Butcher paper, scissors, marker, and
heart stickers

WHAT YOU DO:

BEFORE THE ACTIVITY: Write "I can love like Jesus" at the top of the
butcher paper. Then create three columns: Share, Kind Words, and Help.

DURING THE ACTIVITY: Gather the children around the butcher paper. Read
the column headers on the butcher paper to the children and encourage them
to think of things they can share, kind words they can say, and ways they can
help. Write them in the appropriate column.

AFTER THE ACTIVITY: Review what you wrote and invite the children to
surround their words with heart stickers. Hang the chart so that parents can see
it when they pick up the children.

WHAT YOU SAY:

BEFORE THE ACTIVITY: "We've been talking about how we can love others
like Jesus loves us! There are SO many ways to do this. We can share. We can
use kind words. And, we can help."

DURING THE ACTIVITY: "Here at the top of your chart it says, '**I can love
like Jesus.**' Then, I have three columns: share, kind words, and help. (*Point to
each column as you say it.*) Let's think of different ways we can do those things
and love others like Jesus."

AFTER THE ACTIVITY: "Great job! You came up with so many ways to love
like Jesus. We have (*read the ideas to the children*). Now, let's add some heart
stickers to our paper, and I'll put it in the hall so your grown-ups can see it. Tell
me, **who can love like Jesus? I can love like Jesus.**"

TODAY'S BIBLE STORY

When you love like Jesus,
you can love everyone.

LOVE ONE ANOTHER
JOHN 13:34-35

MEMORY VERSE

"Love each other as
I have loved you."

JOHN 15:12, NIV

KEY QUESTION

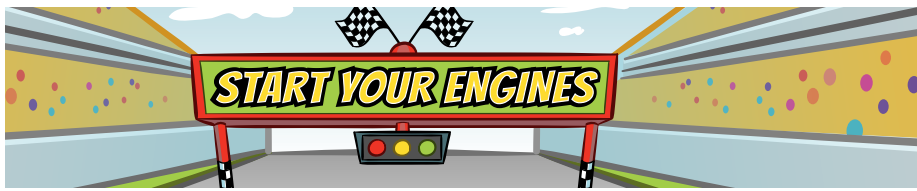
Who can love like Jesus?

BOTTOM LINE

I can love like Jesus.

BASIC TRUTH

Jesus wants to be
my friend forever.



WEEK
THREE
MARCH 2021

SMALL GROUP
3-5 YEAR
-OLDS

PRELUDE

SOCIAL

WORSHIP

STORY

GROUPS

HOME

CREATING A SAFE PLACE TO CONNECT
25 MINUTES

MADE TO MOVE

an activity that uses a preschooler's natural desire to move to help them learn

TODAY'S BIBLE STORY

When you love like Jesus, you can love everyone.

LOVE ONE ANOTHER
JOHN 13:34-35

MEMORY VERSE

"Love each other as I have loved you."

JOHN 15:12, NIV

KEY QUESTION

Who can love like Jesus?

BOTTOM LINE

I can love like Jesus.

BASIC TRUTH

Jesus wants to be my friend forever.



4. FOUR CORNERS

[LIVE FOR GOD | APPLICATION ACTIVITY]

WHAT YOU NEED: "Ways to Show Love" Activity Page, cardstock, and wall tape

WHAT YOU DO:

BEFORE THE ACTIVITY: Copy "Ways to Show Love" on cardstock, one set per activity. Tape the four pictures to the

four corners of your activity area at preschooler level.

DURING THE ACTIVITY: Walk the children around your activity area and point out each picture. Name the ways the children in the pictures are showing love: Loving others, hug; sharing, girls playing with dolls; helping, cleaning up toys; using kind words, girl talking.) Once you've reviewed each of the pictures, lead the group to stand in the center of your activity area. Read the statements below and the children walk to the corresponding corner. Call the children back to the center and repeat until they've traveled to each corner.

WHAT YOU SAY:

BEFORE THE ACTIVITY: "We've been learning how to love others like Jesus loves us! I have some pictures with examples. Let's go see them!"

(Hug) "In this picture, these friends are showing love by giving a big hug."

(Sharing) "In this picture, these friends are sharing their toys. That's a great way to love like Jesus."

(Girl smiling) "In this picture, she is smiling and using kind words. We can love like Jesus when we choose kind words."

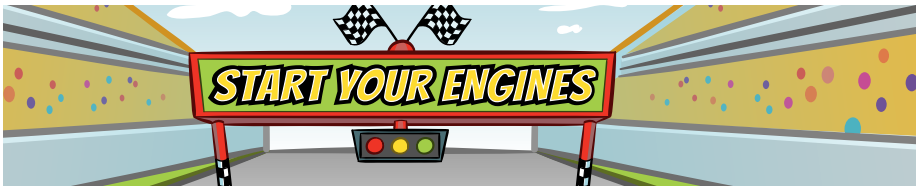
(Cleaning up toys) "In this picture, these friends are helping. When we help each other, we are loving like Jesus."

DURING THE ACTIVITY: "Friends, come stand here in the center with me! Great job. Let's walk to the picture of a friend showing love. Do you see it? Let's go!"

"Great job. She's giving a hug. That's a great way to show love like Jesus. Okay, come back to the center. Now, let's walk to the picture of friends helping. Do you see it? Let's go!"

"Way to go! Come back to the center. Now, let's walk to the picture of someone using kind words. Do you see it? Let's go!"

"Awesome! Let's head back to the center. Now, let's walk to the picture of friends sharing. Do you see it? Let's go!" (Repeat as time allows.)



WEEK
THREE
MARCH 2021

SMALL GROUP
3-5 YEAR
-OLDS

PRELUDE

SOCIAL

WORSHIP

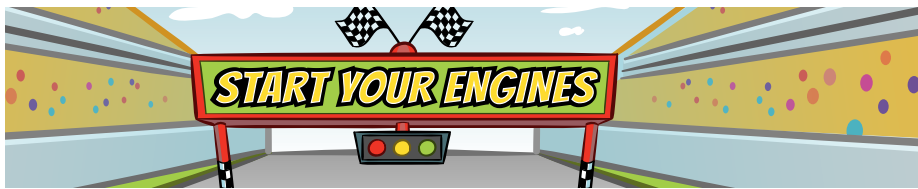
STORY

GROUPS

HOME

CREATING A SAFE PLACE TO CONNECT
25 MINUTES

AFTER THE ACTIVITY: "This week, we can use kind words, we can love, we can share, and we can help! Those are all ways to love like Jesus. **Who can love like Jesus? I can love like Jesus.**"



WEEK
THREE
MARCH 2021

SMALL GROUP
3-5 YEAR
-OLDS

PRELUDE

SOCIAL

WORSHIP

STORY

GROUPS

HOME

CREATING A SAFE PLACE TO CONNECT
25 MINUTES

MADE TO CREATE

an activity that allows preschoolers to review the Bible story, bottom line, or memory verse by creating a craft to take home

TODAY'S BIBLE STORY

When you love like Jesus,
you can love everyone.

LOVE ONE ANOTHER
JOHN 13:34-35

MEMORY VERSE

"Love each other as
I have loved you."

JOHN 15:12, NIV

KEY QUESTION

Who can love like Jesus?

BOTTOM LINE

I can love like Jesus.

BASIC TRUTH

Jesus wants to be
my friend forever.



5. #1 FOAM FINGER

[LIVE FOR GOD | APPLICATION ACTIVITY]

WHAT YOU NEED: "Foam Finger" Activity Page; cardstock; paper lunch bags; glue sticks; and crayons or dot markers

WHAT YOU DO:

BEFORE THE ACTIVITY: Copy "Foam Finger" Activity Page on cardstock and cut out, one per child.

DURING THE ACTIVITY: Encourage children to glue their foam finger to one side of an upside-down paper lunch bag then decorate with crayons or dot markers. Have children put their hand in the bag like wearing a true foam finger and march around the room saying, "I can love like Jesus."

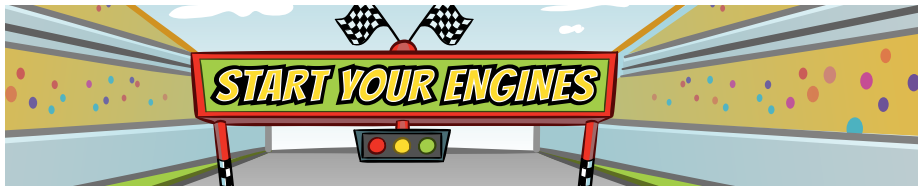
AFTER THE ACTIVITY: Review the story.

WHAT YOU SAY:

BEFORE THE ACTIVITY: "Jesus taught us that the number one, most important thing to do is to love people. Jesus showed us how love to others. Let's make a number one finger to wear to show that you and I can do the number one most important thing and love like Jesus, too!"

DURING THE ACTIVITY: "First, let's glue the number one finger to your bag. (Pause.) Great! Now decorate it with [crayons or dot markers]. (Pause.) These look awesome! Slide your hand in your bag. Hold up your hand and march with me. (Pause.) Shout, 'I can love like Jesus!' (Repeat.) Let's march and shout some more. (Repeat as long as desired.) Nice job, friends!"

AFTER THE ACTIVITY: "We know that the number one most important thing is to love like Jesus. Jesus loved others in many ways, and so can we. Jesus helped the man who couldn't walk. When we help our friends, that's loving like Jesus. Jesus shared food with lots of people who were hungry. When we share with our friends, that's loving like Jesus. Jesus loved a woman and said kind things to her when others did not. When we say kind words, that's loving like Jesus. Put your #1 fingers in the air and tell me **who can love like Jesus? I can love like Jesus.**"



WEEK
THREE
MARCH 2021

SMALL GROUP
3-5 YEAR
-OLDS

PRELUDE

SOCIAL

WORSHIP

STORY

GROUPS

HOME

CREATING A SAFE PLACE TO CONNECT
25 MINUTES

MADE TO REFLECT

an activity that encourages personal application and prayer



6. JOURNAL AND PRAYER

[PRAY TO GOD | PRAYER ACTIVITY]

WHAT YOU NEED: Paper clipped "Memory Verse Card" in Bible at John 15:12, journal, and fun-shaped pen

SMALL GROUP LEADER (SGL): "It's Small Group time! Today, we'll pretend to drive cars all around the world until we get to our small group spot. Grab your steering wheel like this (*demonstrate*) and start your engines! Vroom, vroom! Follow me! (*Pretend to drive a car as you lead the children to your small group spot.*)

"Put on your brakes! We're here! Let's sit down and talk about today's Bible story. One, two, three, sit down with me! (*Open the Bible and lay it in front of the children.*)

"Our Bible story, today, was about how Jesus loves everyone in the whole, wide world. That means, no matter we go in the world, we can love others the way Jesus loves us by helping, sharing, and saying kind words.

"Our Bible verse will help us remember that no matter where we are, we can love each other the way Jesus loves us. It says . . . (*Turn the pages of your Bible to the Memory Verse Card.*)

"'Love each other as I have loved you,' John 15:12. (*Close Bible and lay it down.*)

"Let's stand up and say that together with the motions so we can remember it wherever we go!"

CHILDREN AND SGL:

"'Love each other (*hug yourself*) as I (*point up*) have loved you,' (*point thumbs to chest*)

John 15:12." (*Open hands like a book.*)

(*Repeat the verse with motions a few times.*)

SGL: "And Jesus loves us by wanting to help us, sharing what we need, and saying kind words to us. That means when we help, share, and say kind words to people, we love them the way Jesus loves us! So tell me, **who can love like Jesus?**"

CHILDREN AND SGL: "I can love like Jesus!"

SGL: "One more time! **Who can love like Jesus?**"

CHILDREN AND SGL: "I can love like Jesus!"

TODAY'S BIBLE STORY

When you love like Jesus,
you can love everyone.

LOVE ONE ANOTHER
JOHN 13:34-35

MEMORY VERSE

"Love each other as
I have loved you."

JOHN 15:12, NIV

KEY QUESTION

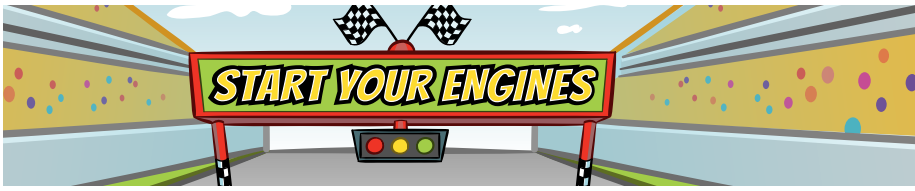
Who can love like Jesus?

BOTTOM LINE

I can love like Jesus.

BASIC TRUTH

Jesus wants to be
my friend forever.



WEEK
THREE
MARCH 2021

SMALL GROUP
3-5 YEAR
-OLDS

PRELUDE

SOCIAL

WORSHIP

STORY

GROUPS

HOME

CREATING A SAFE PLACE TO CONNECT
25 MINUTES

(6. JOURNAL AND PRAYER, CONTINUED)

SG1: *(cheering)* "Yay! **I can love like Jesus!**"

"Okay, let's sit down so we can write in our prayer journal and talk to God. *(Hold journal and fun-shaped pen.)*

"Since helping others is one way we can love the way Jesus loves us, let's make a list of ways we can help people. When I say your name, tell me one way you can help people, and I will write it in our prayer journal. Get ready and listen for your name!"

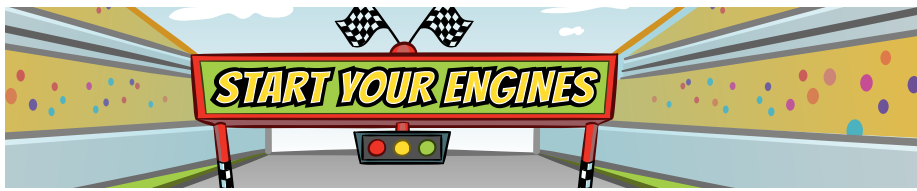
(Say each child's name and write down what they say. Remember to print the names so the children can recognize their names and the letters.)

"These are great ways we can help people. Let's use our list when we talk to God. Would anyone like to pray before I pray?"

(Give each child who wants to pray the opportunity to do so.)

PRAYER

SG1: "Dear God, Jesus is the best friend anyone will ever have. He really wants to help, share, and say kind words to everyone in the whole, wide world! That is real love! And we want to love like Jesus. So God, will You please help us to *(read the list the children made)* so people everywhere will know that we love them the way Jesus loves us? We love You, God. In Jesus' name, amen."



WEEK
THREE
MARCH 2021

SMALL GROUP
3-5 YEAR
-OLDS

PRELUDE

SOCIAL

WORSHIP

STORY

GROUPS

HOME

GETTING READY

HERE'S EVERYTHING YOU NEED TO KNOW TO GET READY FOR THIS WEEK

SOCIAL: PROVIDING TIME FOR FUN INTERACTION (15 MINUTES)

Activities that encourage preschoolers to enter the classroom and begin engaging with peers and Small Group Leaders by providing age appropriate and hands on fun while introducing new concepts they will hear in the day's Bible story.

Prepare to offer one or more of the following activities as Your 3-, 4-, or 5-year-olds arrive. Let one or two teachers lead activities in different areas of the room while another teacher greets parents and kids at the door.

1. ALL

Made to Move: An activity that uses a preschooler's natural desire to move to help them learn

WHAT YOU NEED:

- Bean bags
- Basket
- Kitchen timer

2. RED, YELLOW, AND GREEN

Made to Play: An activity that encourages preschoolers to follow guidelines while having fun and learning new concepts

WHAT YOU NEED:

- Paint chip cards in reds, yellows, and greens
- Spring-loaded clothespins
- Glue sticks
- Scissors

WHAT YOU DO:

- Determine how many sets of each color card you will make.
- Cut a small strip, the width of the clothespin, of each color and glue them to the clothespins.

3. WHICH ONE WINS?

Made to Imagine: An activity that lets preschoolers pretend, imagine, and role play to enhance their learning

WHAT YOU NEED:

- Matchbox cars, one per child
- Poster board
- Different colored heart stickers
- Permanent marker
- Empty wrapping paper tube

WHAT YOU DO:

- Draw a vertical line down the center of the poster board. Place different colored heart stickers along the line, one or two inches apart as a measuring system.

GROUPS: CREATING A SAFE PLACE TO CONNECT (25 MINUTES)

Create a safe place to connect through activities that are written to reach every learning style while reinforcing the Bottom Line that was introduced during the Bible Story and applying it to real life experiences. In addition, these activities provide preschoolers with an opportunity to build relationships with their Small Group Leader.

Offer as many of the following activities as your time, facilities, resources, and leadership allow. You may want to lead one activity at a time. Or, offer two activities at once and allow half the kids to participate in each. Then switch groups and repeat the activities.

1. STOP

[HEAR FROM GOD | MEMORY VERSE REVIEW]

Made to Move: An activity that uses a preschooler's natural desire to move to help them learn

WHAT YOU NEED:

- "Stop" Activity Page
- Cardstock
- Scissors
- Floor tape

WHAT YOU DO:

- Copy "Stop" on cardstock and cut on the dotted lines, one per small group.
- Tape to a curvy road for the children to travel on in the activity area.

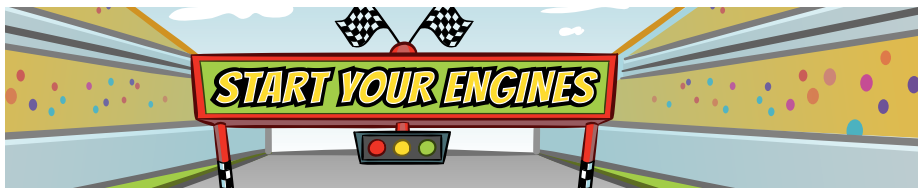
2. RACE AROUND THE WORLD

[TALK ABOUT GOD | BIBLE STORY REVIEW]

Made to Play: An activity that encourages preschoolers to follow guidelines while having fun and learning new concepts

WHAT YOU NEED:

- Globe of the world that spins



WEEK
THREE
MARCH 2021

SMALL GROUP
3-5 YEAR
-OLDS

PRELUDE

SOCIAL

WORSHIP

STORY

GROUPS

HOME

GETTING READY

HERE'S EVERYTHING YOU NEED TO KNOW TO GET READY FOR THIS WEEK

3. LOVE LIKE JESUS BRAINSTORMING

[LIVE FOR GOD | APPLICATION ACTIVITY]

Made to Think: An advanced activity specifically designed for older preschoolers

WHAT YOU NEED:

- Butcher paper
- Scissors
- Heart stickers, four or five per kid
- Crayons

WHAT YOU DO:

- Write "I can love like Jesus" at the top of the butcher paper. Then create three columns: Share, Kind Words, and Help.

4. FOUR CORNERS

[LIVE FOR GOD | APPLICATION ACTIVITY]

Made to Move: An activity that uses a preschooler's natural desire to move to help them learn

WHAT YOU NEED:

- "Ways to Show Love" Activity Pages
- Cardstock
- Wall tape

WHAT YOU DO:

- Copy "Ways to Show Love" on cardstock, one set per small group.
- Tape the four pictures to the four corners of your activity area at preschooler level.

5. #1 FOAM FINGER

[LIVE FOR GOD | APPLICATION ACTIVITY]

Made to Create: an activity that explores spiritual ideas through the process of drawing, building, and designing

WHAT YOU NEED:

- "Foam Finger" Activity Page
- Cardstock
- Scissors
- Paper lunch bags, one per child
- Glue sticks
- Crayons and/or dot markers

WHAT YOU DO:

- Copy "Foam Finger" on cardstock and cut out, one per child.

6. JOURNAL AND PRAYER

[PRAY TO GOD | PRAYER ACTIVITY]

Made to Reflect: An activity that encourages personal application and prayer

WHAT YOU NEED:

- Paper clipped "Memory Verse Card" in your Bible at John 15:12
- Journal, one per small group
- Fun-shaped pen, one per small group

HOME: PROMPTING ACTION BEYOND THE EXPERIENCE

- Make copies on cardstock or email this week's Parent Cue card.
- Copy "Going Home" and hang on the door where Small Group Leaders can reference and remind parents of the Bottom Line and Memory Verse as parents pick up their children.
- Tell parents about our additional family resource, the **Parent Cue app**.

FIRST LOOK PINTEREST PAGE

Visit our Pinterest page to see craft samples and suggested supplies. <https://bit.ly/FirstLookPinterest>